

2025

Brink Studio

SENIOR SEASON

G U I D E

WHEN TO BOOK THE LOOK YOU WANT

confidence / lifestyle / vibe / fashion / beauty /
art / personality / you



Macilyn Abramowski
4 Seasons Session 23



JeniB
PHOTOGRAPHER

This senior season information is meant to guide you in knowing the perfect time to capture you at this time in your life. For the last 15 years, I have helped high school seniors across Southern Idaho determine the best time for them to be photographed. We live in a beautiful, diverse climate and have so many looks and options to choose from. That may be why selecting a season is the most challenging and one of my number-one questions when booking with me. The season you are photographed in matters. Popular locations can look drastically different over the years. To ensure you get the best possible senior photos, it's essential to book early and start the planning process. Some seniors I work with will book with me months or even a year in advance and begin the planning process early. Your senior year sneaks up on you fast, so if you choose to work with me, I can't wait to meet you and help style a custom session for you. Whether you choose to work with Brink Studio or not, I hope this information serves you well, and I hope you have the most memorable senior year possible!

Do everything with purpose,

JeniB


5

Tips to consider

1. The time change. Outdoor sessions might start at 7 or 8pm in the Summer, but after the time change in the Fall, outdoor sessions will adjust to a start time of 3 or 4pm.
2. Your favorite location might look beautiful in the Summer, but it will look vastly different in November.
3. Your school, sports, and work schedules must be considered when choosing a date. Book your date early and plan to take time off of your regular schedule so you are not rushed or stressed on the day of your session.
4. Consider booking more than one senior session. 4 season sessions are becoming increasingly popular and fun to look back through. If not 4 seasons, consider a 2 season session. I recommend Fall/Spring. You will be surprised at how much you change over a senior year!
5. Match the season you choose with your wardrobe! If you like dressing a certain way, think about how that would work in your chosen season. Your season should match your style.

SUMMER






Summer Sessions are perfect for having fun in the sun and living your best life-looking images. This might be your ideal photo season if you love summer vacation, wildflowers, and playing on or around the water. Summer Sessions are scheduled from June through August.

Some Summer ideas may include:

- *Wildflower locations
- *Mountain Lakes or Canyon Rivers
- *Swimming Pool with Floaties and Sunglasses
- *Rollerskating around downtown and street locations
- *Sand Dunes, boardwalks, and river beaches with clear blue water
- *Flower Farm or Sunflower Fields
- *Summer Hobbies and Activities
- *Summer Fashion

As fun as our Idaho Summers are, we do have to deal with our high desert 100-degree days at times in the middle of Summer. However, we plan your session with this in mind: stay hydrated, and you usually end up cooling off in the water at some point during your session. Indoor Sessions are fun for Bright Backgrounds and commercial-looking Summer images.



FALL





Fall Sessions are the most popular time of year to be photographed. Depending on the weather, we can still get a Summer look in Sept if you missed that window. October is the go-to month for the most saturated color around Southern Idaho. We can still get fall color in November and sometimes even an early Winter look. *If you book a Fall session specifically for color, choose a date in the last 2 weeks of October. Fall Sessions are scheduled from September through November.

Some Fall ideas may include:

- *Fall Color in the Mountains, Canyon or Parks
- *Urban Sessions with Fall color in alleyways and streetscapes
- *Playing in the Leaves
- *Coffee Shops and Window reflections
- *Sunset Skies
- *Fall Sports or Hobbies such as hunting or fishing
- *Fall Fashion

Fall is all about the crisp, colorful vibe in the air that happens around back-to-school time. Most of our Fall Sessions are outdoors, but combining the indoor studio look with your session is the most popular choice, giving you the most variety of seasons.



WINTER





Winter Sessions are fun but super cold. If you go to the mountains, be prepared for some low temperatures but stunning landscapes! Winter Sessions are scheduled from December through February.

Some Winter ideas may include:


- *Snowy Mountain Destinations with Pine Trees
- *Frosty/foggy urban locations around the city in alleyways and streetscapes.
- *Snowboarding fun and other winter activities
- *Falling Snowscapes in the Canyon
- *Indoor Snow Machine for some commercial-looking images
- *Winter Sports
- *Winter Fashion

We are lucky because if there isn't snow around the valley, we can drive just 45 minutes into the mountains and find some. Choosing warm outfits and footwear will help keep you warm, as well as frequent breaks to our vehicles to get warmed up to avoid red noses and cheeks. If being photographed in the cold doesn't appeal to you, don't worry! We can always use our snow machine in the studio to create some stunning winter images while staying nice and cozy!



SPRING





Spring Sessions are all about new beginnings. It's the end of your senior year and the start of something entirely new for you! Spring Sessions are scheduled from March through May.

Some Spring ideas may include:

- *Spring Blossoms on trees and flowers
- *Orchards are a popular option
- *Bright Pops of Color around downtown and street locations
- *Cap and Gown Images of you or include your friends and do something fun and unforgettable
- *Raindrops and Umbrella's
- *Spring Sports
- *Spring Fashion

Here in Southern Idaho, spring can be tricky because of our famous wind, but we usually find some nice weather to get some outdoor images. The buds generally bloom in mid-April, so plan accordingly. As with the other seasons, there are lots of creative ways we can create and capture a spring look and feel in the studio.



DESTINATION





You have
**UNLIMITED
POSSIBILITIES!**

READY FOR A TRULY UNIQUE EXPERIENCE? LET'S GO SOMEWHERE DIFFERENT! LOS ANGELES, SAN DIEGO, LAS VEGAS, MOAB, WACO TEXAS, BONNEVILLE SALT FLATS, DESTIN FLORIDA AND COSTA RICA ARE SOME OF THE PLACES WE HAVE CREATED IMAGES IN, NOT TO MENTION ALL OVER OUR GORGEOUS STATE OF IDAHO! ASK US HOW YOU CAN BOOK A DESTINATION SESSION AND GET INCREDIBLY UNIQUE IMAGES FOR YOUR SENIOR PORTRAITS!





Studio
VIBE
for any season!



LET'S CHAT

FIND OUT
HOW TO BOOK
YOUR SENIOR
SESSION!

CONTACT
US TODAY



+208-595-2060



info@thebrinkstudio.com



www.thebrinkstudio.com